

Holiday Home Work (Summer Vacation)

1/ little kids Activity book page no 4 to 19

2/ Art and Craft Book pg no 2 to 11.

3/Complete the worksheets given.

4/मेरी अभ्यास पुस्तिका page no 7 to 18.

5/ In the scrap book

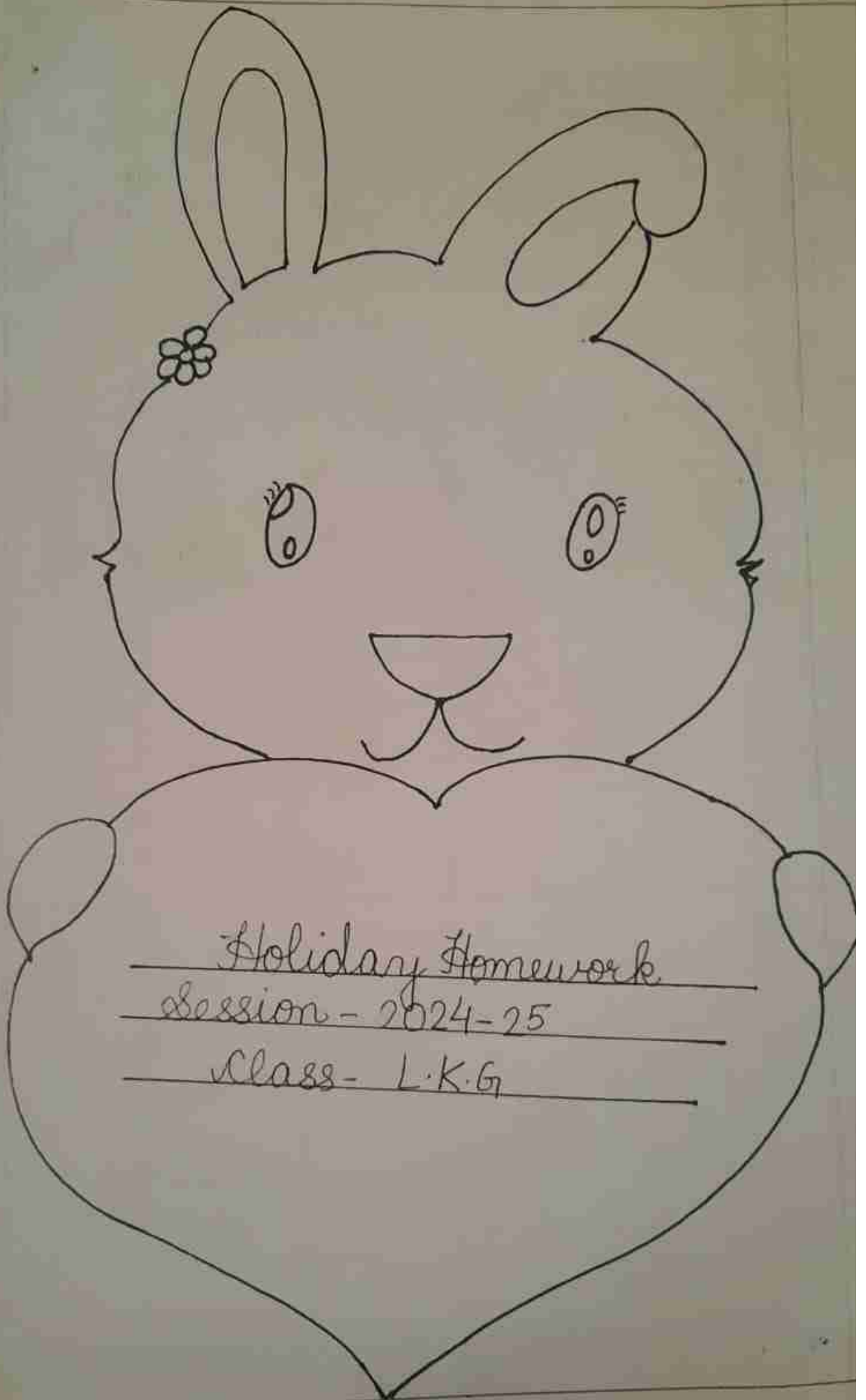
Page no 1 paste the pictures of fruits.

Page no 2 paste the pictures of vegetables.

Page no 3 paste the pictures of flowers.

Page no 4 paste the pictures of wild animals.

Page no 5 paste the pictures of water animals.



Holiday Homework
Session - 2024-25
Class - L.K.G



Name _____


Date _____

Roll No _____

Teacher's Signature _____

Letters on the Wall

Write the missing letters.



A		C		E	F
G	H		J		L
	N	O	P		R
		T		V	
W		Y			



Objective: Learning the alphabetical order



Alphabet House

Name _____

Date _____


Roll No _____

Teacher's Signature _____

Trace and write.

A	A	A	B	B	B	C	C	C
D	D	D	E	E	E	F	F	F
G	G	G	H	H	H	I	I	I
J	J	J	K	K	K	L	L	L
M	M	M	N	N	N	O	O	O
P	P	P	Q	Q	Q	R	R	R
S	S	S	T	T	T	U	U	U
V	V	V	W	W	W	X	X	X
Y	Y	Y	Z	Z	Z			

से भारत का चित्र सजाओ।



आँ स्वर को पहचानकर दिए गए निर्देश को पूरा करना।

Two, Three!

Name _____



Date _____

Roll No. _____


Teacher's Signature _____

Count each set and draw a line to match each set to a number.

1

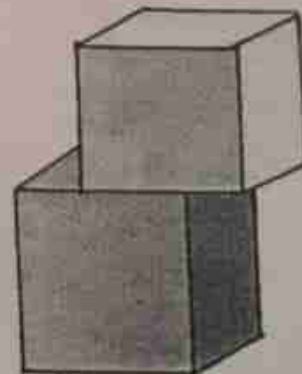
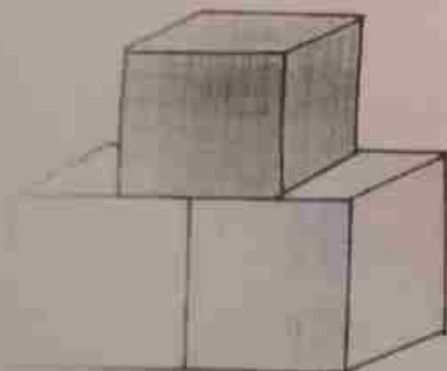


2




3

Count the blocks. Draw a line to join them to the correct number.



Learning Objective: Number recognition, counting, understanding number matching




आ

चाँदी रंग का कागज काटकर 'आ' से आईना बनाओ।



'आ' से आँख की पुतली पर बिंदी चिपकाओ।





Name _____

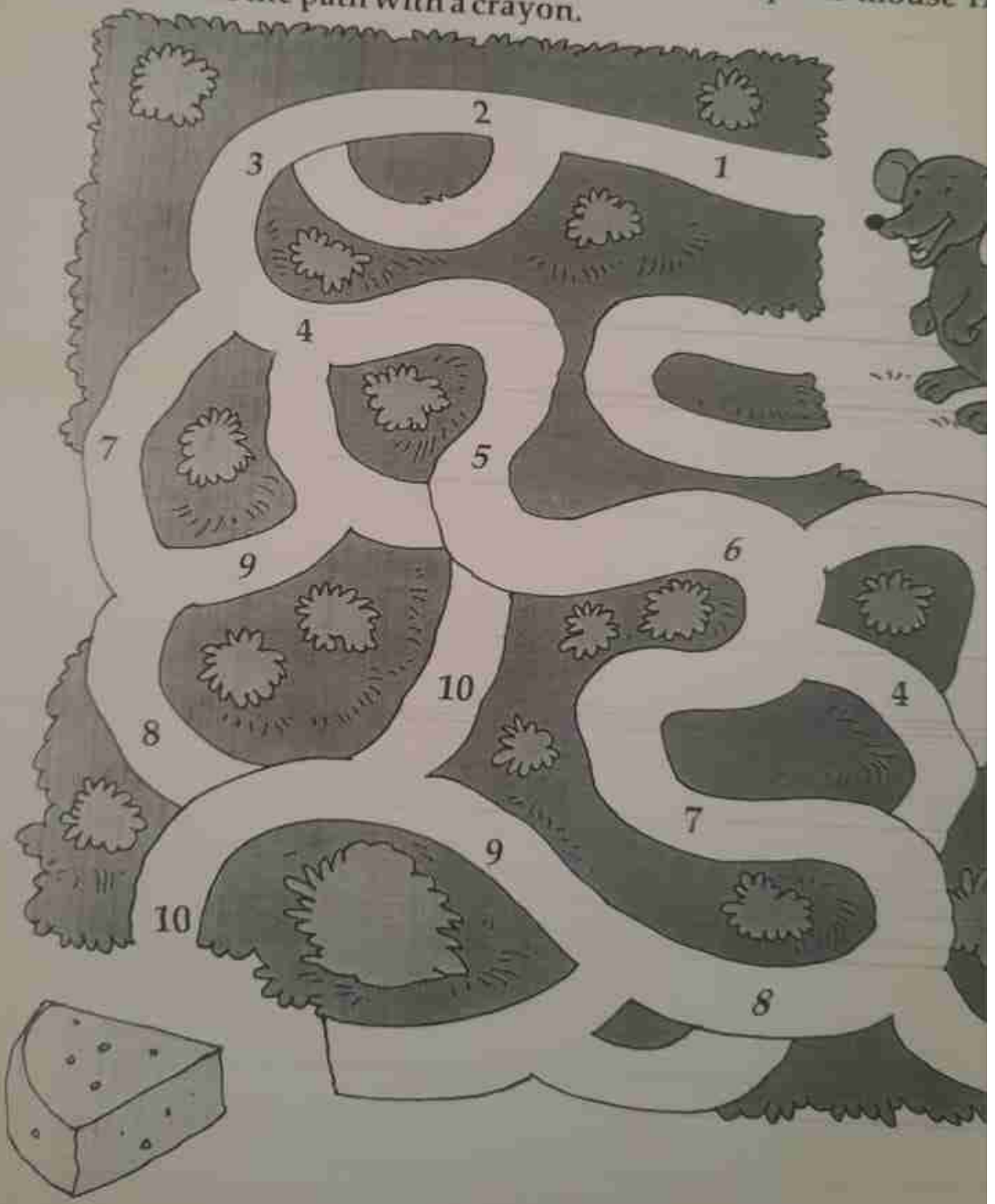
Date _____

Roll No _____

Teacher's Signature _____

Find My Cheese

Follow the numbers in the correct order to help the mouse find cheese. Trace the path with a crayon.




Objective: Number recognition, understanding the numerical order

Capsicum is green in colour.

It is a big and fat chilli.

Colour this capsicum with green.

GREEN- CAPSICUM



Colour the pomegranate red evenly.

Be careful, don't colour out of the margins.

To make your pomegranate real, take few red thermalcol balls and paste them in place of seeds.

RED- POMEGRANATE

